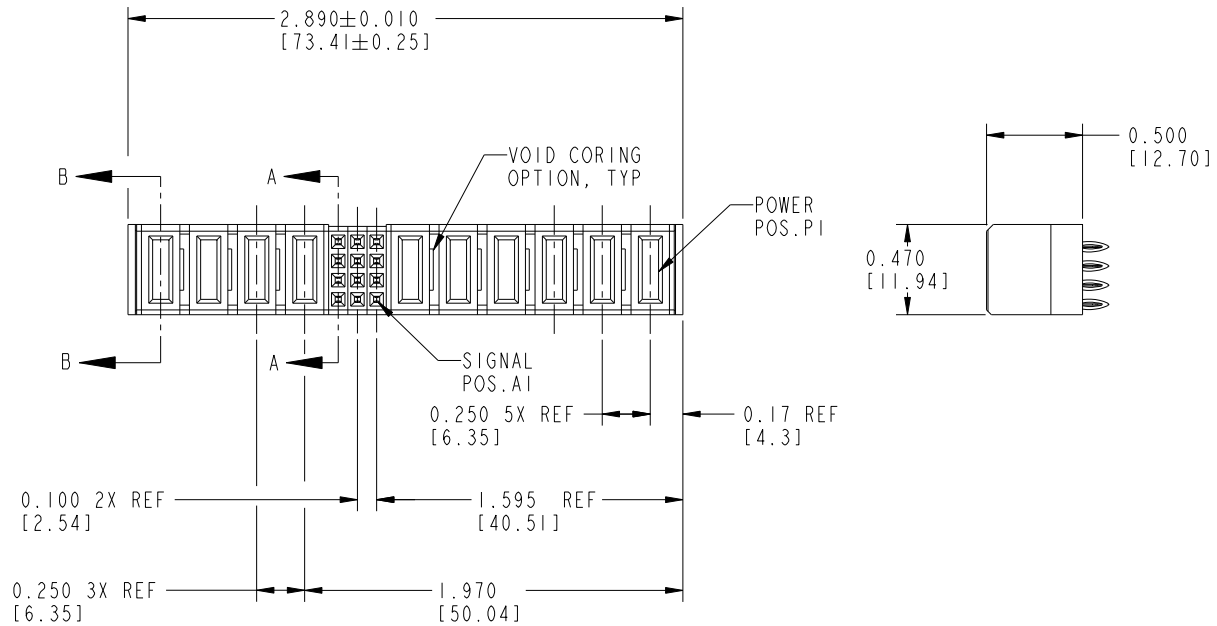


Tous droits strictement réservés. Reproduction ou communication a des tiers interdite sous quelque forme que ce soit sans autorisation écrite du propriétaire. Propriété de c FCI. Droits de reproduction FCI.



All rights strictly reserved. Reproduction or issue to third parties in any form whatever is not permitted without written authority from the proprietor. Property of FCI. Copyright FCI.

PRODUCT No.	ROWS	POWER				SIGNAL			POWER				E1	
		E2	P10	P9	P8	P7	3	2	1	P6	P5	P4		P3
51754-001 NOTE: ②	D C B A		PF	PF	X	PC	F F F F	F F F F	PF	PF	PC	PC	PF	PF



ITEM NO.	DIM "M" MATING LENGTH ±.010[0.25]	DIM "T" MATING LENGTH ±.010[0.25]	CONTACT TYPE
PC	0.042 [1.07]	0.135 [3.43]	POWER
PF	0.092 [2.34]	0.135 [3.43]	POWER
F	N/A [N/A]	0.217 [5.51]	SIGNAL
X	OMITTED		

mat'l code				tolerances unless otherwise specified		CUSTOMER		FCI	
ltr	ecn no.	dr	date	linear	.xx±.01/0.X±0.3	COPY		www.fciconnect.com	
A	V10109	EKK	01-05-01		.xxx±.005/0.XX±0.13	projection		title	
B	V12217	JRW	09-12-01		.xxx±.0020/.xxx±.051	INCH/MM		6P +12S +4P	
C	DG05-0242	SJ	07/26/05	angles	0°±2°	INCH/MM		VERTICAL RECEPTACLE W/O GUIDE PIN	
D	DG06-0140	JMG	04/03/06	dr	E. KORFF 01-05-01	scale		product family 4.000 code	
E	DG08-0272	WD	09/28/08	engr	J. DODDS 01-05-01	1:1		size dwg no 213	
				chr	J. DODDS 01-05-01			sheet 1 of 3	
				appd	J. DODDS 01-05-01			A 51754-001	
sheet index	revision sheet	E	E	E				code code 22526	
		1	2	3				4	

Pro/E

PDM: Rev: E

STATUS: Released

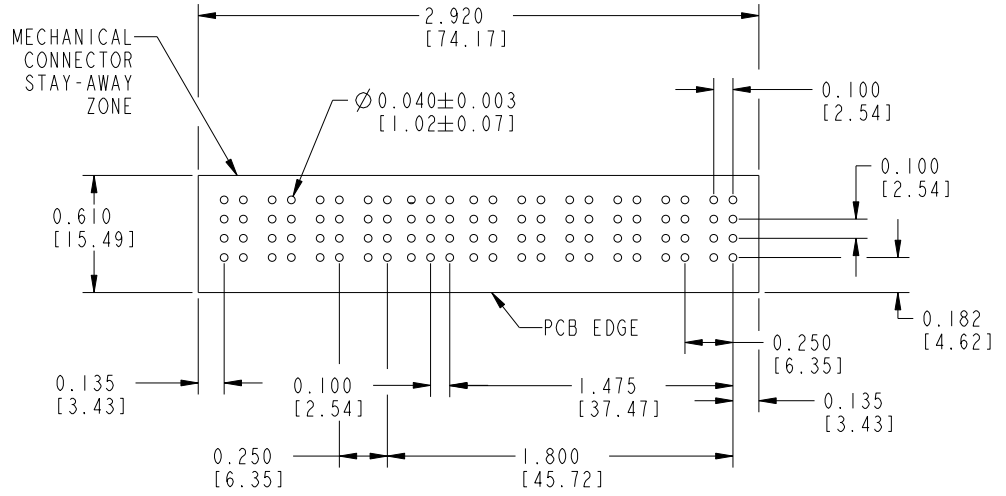
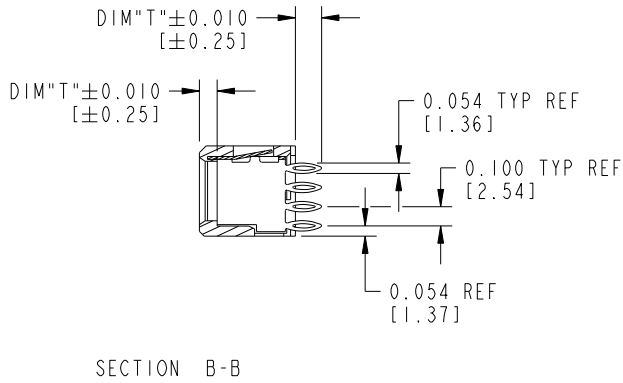
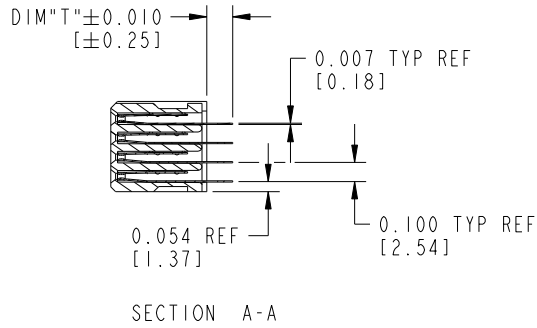
Printed: Oct 17, 2008

Tous droits strictement réservés. Reproduction ou communication a des tiers interdite sous quelque forme que ce soit sans autorisation écrite du propriétaire. Propriété de c FCI. Droits de reproduction FCI.

All rights strictly reserved. Reproduction or issue to third parties in any form whatever is not permitted without written authority from the proprietor. Property of FCI. Copyright FCI.



PRODUCT NUMBER  
51754-001  
NOTE: ②



RECOMMENDED PCB LAYOUT

mat'l code		tolerances unless otherwise specified		CUSTOMER		 www.fciconnect.com	
lfr	ecn no.	dr	date	.xx±.01/0.X±0.3	COPY	title	
E				linear .xxx±.005/0.xx±0.13	projection	6P +12S +4P VERTICAL RECEPTACLE W/O GUIDE PIN	
				angles .xxx±.0020/.xxx±.051		product family 4.000 code 213	
				0°±2°	INCH/MM	size dwg no 51754-001 sheet 2	
				dr E. KORFF 01-05-01	scale 1:1	A	
				enr J. DODDS 01-05-01			
				chr J. DODDS 01-05-01			
				appd J. DODDS 01-05-01			
sheet index	revision sheet						

Pro/E

PDM: Rev: E

STATUS: Released

Printed: Oct 17, 2008

cage code 28556

Tous droits strictement réservés. Reproduction ou communication a des tiers interdite sous quelque forme que ce soit sans autorisation écrite du propriétaire. Propriété de c FCI. Droits de reproduction FCI.



All rights strictly reserved. Reproduction or issue to third parties in any form whatever is not permitted without written authority from the proprietor. Property of FCI. Copyright FCI.

1 | 2

3 |

4

PRODUCT NUMBER  
51754-001--  
NOTE: ②

CONNECTOR NOTES:

- ①. FOR ADDITIONAL INFORMATION, REFER TO DRAWING NUMBER 51754
- △E 2. SEE ITEM 7 & 8 IN PRINT 10064183 FOR PLATING SPEC OF 51754-001 AND 51754-001LF RESPECTIVELY.

PCB NOTES:

- 3. ALL DIMENSIONS ARE BASIC UNLESS OTHERWISE SPECIFIED.
- 4. ALL THROUGH HOLES ARE LOCATED WITH A TRUE POSITION OF .004 [0.10]
- 5. ALL HOLE DIAMETERS ARE FINISHED HOLE SIZE
- 6.  $\varnothing 0.0453 \pm 0.0010$  [1.151  $\pm$  0.025] DRILLED HOLES PLATED WITH 0.0003 [0.008] MIN SnPb OVER 0.001 [0.03] TO 0.003 [0.08] Cu PLATING TO ACHIEVE A  $\varnothing 0.040 \pm 0.003$  [1.02  $\pm$  0.07] HOLE.
- 7. A △E SYMBOL WILL BE NEXT TO ANY DIMENSION, VIEW, OR NOTE WHICH HAS BEEN MODIFIED WITH THE CURRENT DRAWING REVISION.

**CONFIDENTIAL**

mat'l code				tolerances unless otherwise specified				CUSTOMER		FCI		www.fciconnect.com				
ltr	ecn no.	dr	date	linear	projection			COPY		title 6P +12S +4P VERTICAL RECEPTACLE W/O GUIDE PIN		product family PwrBlade		code		
E								angles						INCH/MM		size
				dr	E. KORFF	01-05-01	scale 1:1		A 51754-001		sheet		3			
				enrg	J. ALLISON	12/3/01					size		dwg no		4	
				chr	J. DODDS	01-05-01					code		22526		4	
				appd	J. DODDS	01-05-01					sheet		3		4	
sheet index		revision sheet														

1 | 2

Pro/E

**PDM: Rev: E**

STATUS: **Released**

Printed: Oct 17, 2008